

About RIKEN BioResource Research Center (BRC)

Experimental animals (>7,000, e.g., gene-modified mice)

Cell materials (>7,000, e.g., iPS cells derived from patients)



For General Public About RIKEN BRC JPN ENG

RIKEN BRC, as one of the world leading scientific infrastructures, contributes to advancement of life science and human welfare in the 21st century.

Search for bioresource | Site search

Search from all bioresource databases [Search explanation](#)

Gene name, Resource name, e.t.c.

Click here to search for individual resources

Mouse Plant Cell DNA Microbe

MSM/Ms (RBR000209) | Tobacco Cell Line (rpc00039) | HeLa/Fucci (RCB2812)

Mouse strains | Seed, cell lines, DNA materials | Cell lines including stem cells

pcDNA3 Venus-Akaluc (RDB15781) | Prolixibacter denitrificans (JCM 18694) | Delivery of BRC Mail News

cDNA clones, Genomic DNA etc. | Microbial strains, DNA materials | Information services

Mission

Contribute to developing human health and medical science research **through the RIKEN bioresources.**

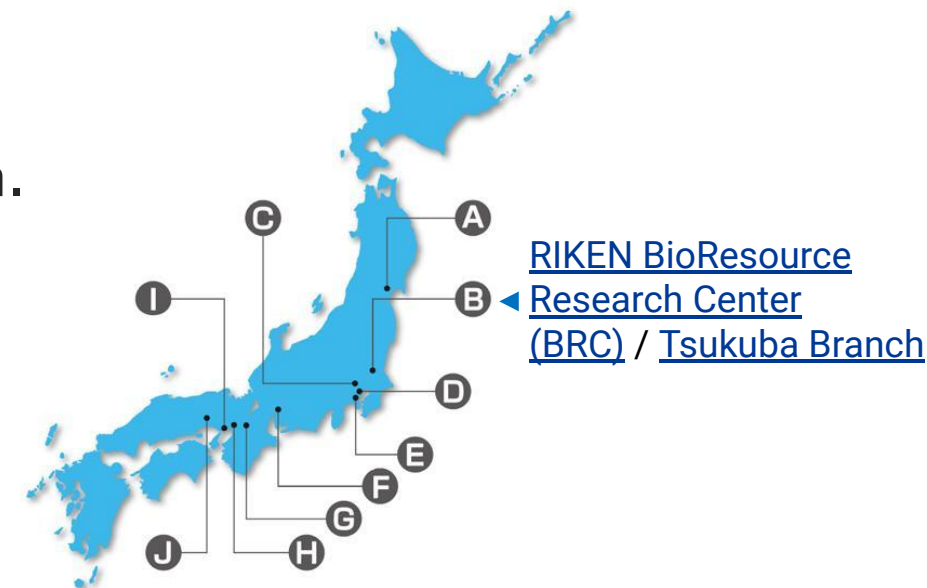
Core competence

Simultaneously provide the different types of bioresources.

Activities

DNA materials (>126,000, e.g., human cDNA clones)

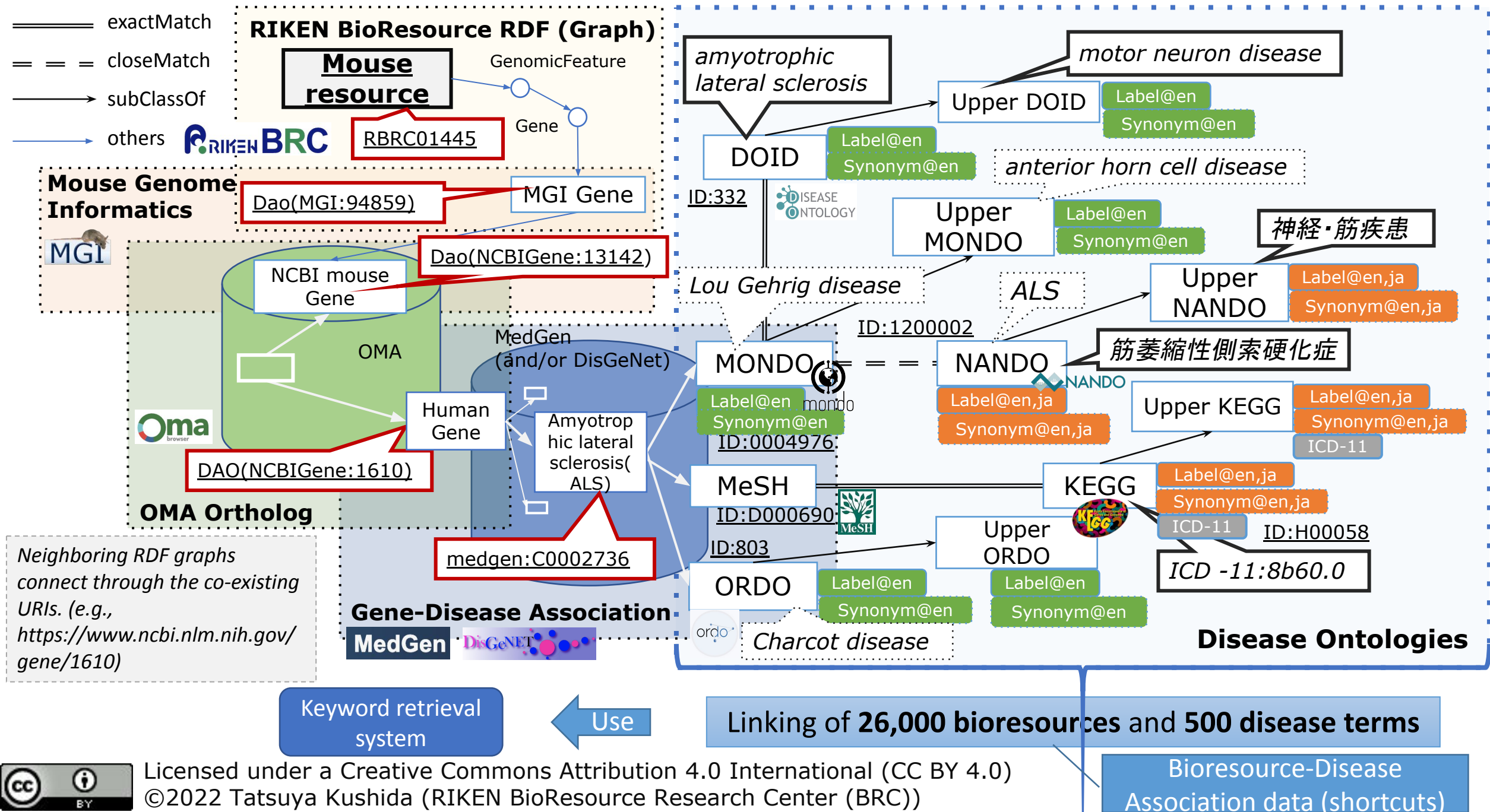
1. Development of the **RIKEN BioResource RDF data.**
2. Integration of it with **external public datasets** to link it with disease information.
3. Store the RDF data in a triple store, BioResource MetaDatabase (**1.8 billion triples**)
4. Implement a **keyword retrieval system** for the bioresources available for medical science research.



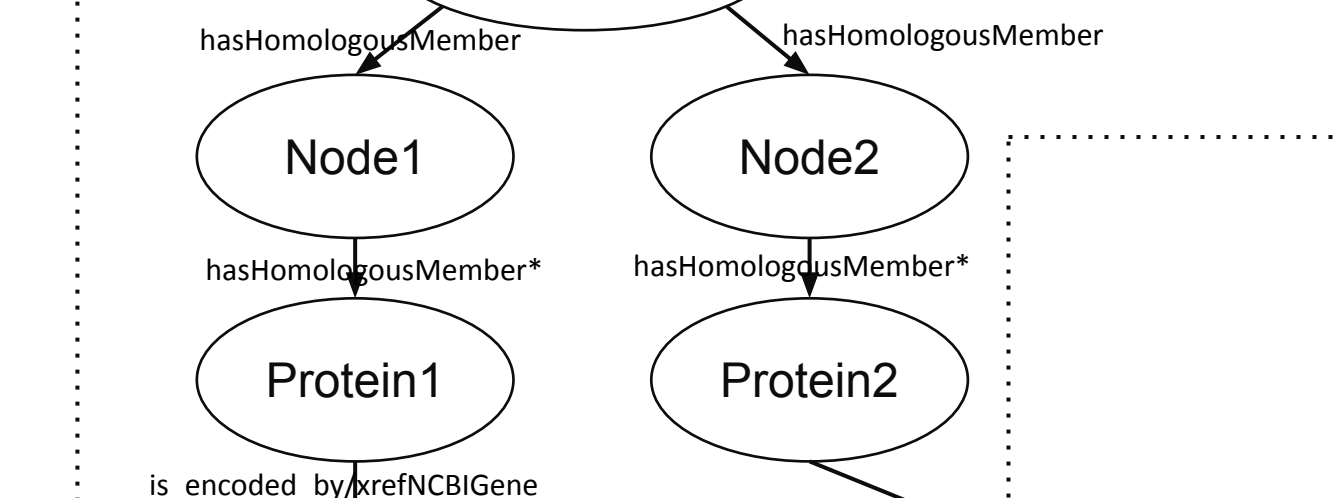
The RIKEN Branches, Campuses, and Centers in Japan



Data schema of RIKEN BioResource RDF data integrated with external RDF data and ontologies

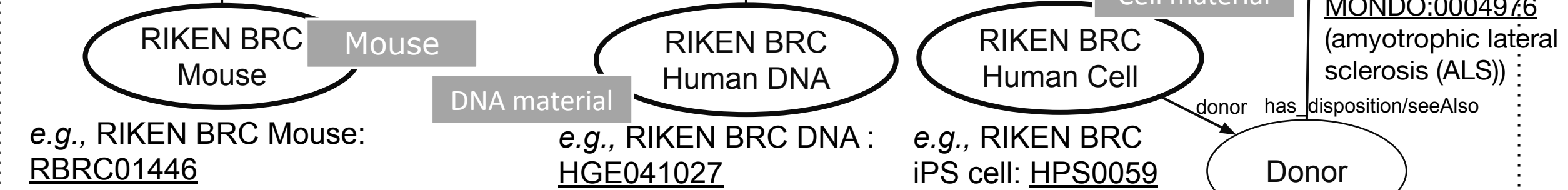
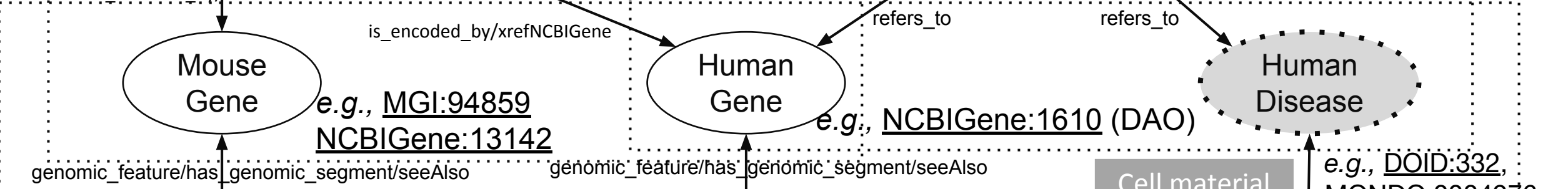
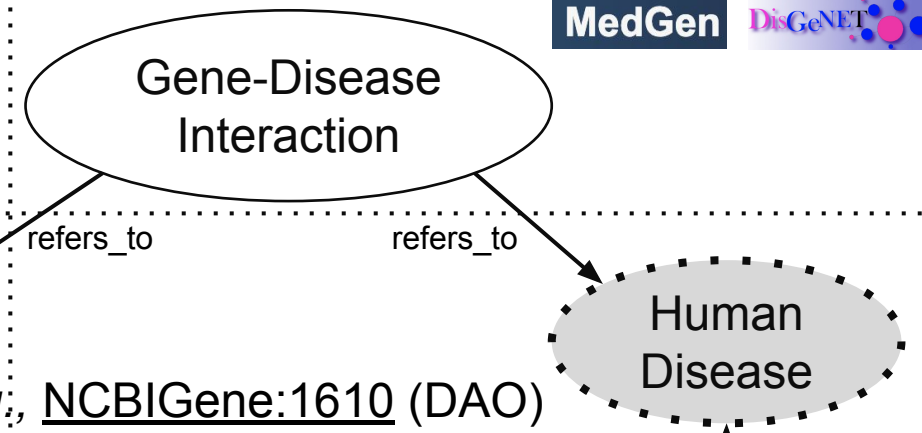


OMA Ortholog RDF



Relationships among the RIKEN mice, human cells, and human cDNA materials relevant to a disease (e.g., amyotrophic lateral sclerosis (ALS))

Gene-Disease Association RDF (e.g., DisGeNET, MedGen)



RIKEN BioResource RDF



Licensed under a Creative Commons Attribution 4.0 International (CC BY 4.0)

©2022 Tatsuya Kushida (RIKEN BioResource Research Center (BRC))